

When starting the Web-Application (URL: <https://debruijn.de/brg/>) you will see the index page.

Here, you login with your email address and password and choose an option whether to start a new drive or open an existing drive.

You can also download this manual by clicking on USER MANUAL.

When choosing a new drive, you will see this page. There you have the option to choose a language. The chosen language cannot be changed for this drive thereafter.

You will also choose the type of drive you intend to play.

Your options are shown to the left. They are a combination of the number of tables, the number of rounds you intend to play and also the number of boards per round.



Assume you have chosen option **tab2rnd3brd4**, you will then see this on the next page. Here you fill in the names reserved in the program for you as leader and confirm your choices by clicking ENTER PAIRS

If you can add names to the list by clicking ADD PLAYER. When adding a player, you should enter his/her email address. Otherwise they will not receive a score at the end of the drive.

The drive you are creating has a name consisting of the day (today in yyymmdd format) plus a unique abbreviation of three lower case letters, usually your initials. In this example **20241024mdb**.

Note: Assume you have chosen Dutch as language the menu chance to Dutch like is the example to left. Hereafter we will assume you have chosen English.

BRIDGE APP
20241024mdb



TOTAL

R	Pair	IMP	NrD	AvP
1	Mathijs/Leny (p1)	0	0	0
2	Joke/Emmanuel (p2)	0	0	0
3	Nils/Margund (p3)	0	0	0
4	Carel/Berdy (p4)	0	0	0

Table arrangements tab2rnd3brd4

Board	T1		T2	
	NS	EW	NS	EW
1-4	P1	P2	P3	P4
5-8	P1	P3	P2	P4
9-12	P4	P1	P3	P2

Choose table and board

Table 1

Table 2

Board 1

OK

Bridge scoring app (©)2024 Mathijs R. De Bruijn

After clicking ENTER PAIRS the drive will be created in the database and you will see the next page.

The page shows the first names of the pairs with the pair's number and three columns.

IMP will indicate the IMP points a pair has achieved so far in the drive.

NrD indicates the times a pair has bid and in brackets the number of times they went down.

AvP shows the average honneur points a pair has gotten so far in the drive.

R shows the ranking position of pairs

The table arrangements are shown in the next table, indicating the table pairs play against each other, the NS/EW direction and which boards they play.

In the next table you score a played board after choosing the correct table and board number.

BRIDGE APP
20241024mdb

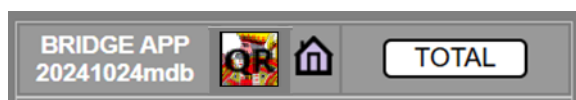


TOTAL

On top of each page you see this header. On the left you see the name the drive. In the middle is the home symbol clicking this brings you to the index page of the APP.



When the King symbol in the middle displays 'QR', clicking on it brings you to a separate page with the QR code(s) of the drive and a table number. You should print this page and cut out the QR codes and stick the QR code on the corresponding table. Each player wanting the score, can read the QR code with his mobile phone. This will bring you strait to the right page of the APP with the correct table number.



Clicking on the **TOTAL** button will bring you to a separate page with the Total scores displayed.

CLICK HERE TO EMAIL SCORES TO PLAYERS.							
Results drive 20241205mdb							
R	Pair		IMP	NrD	AvP		
1	Marijke/Sylvia (p2)		19	4(d1)	20		
2	Leny/Mathijs (p1)		10	3(d2)	20		
BRD	CNT	DCL	RES	P / T	SCR	DTM	I > P
1	3NTX	1N2	-1	23	-100	120	6 > 2
2	2♥	2W1	C	24 / 8	110	170	2 > 1
3	1NT	2E1	+1	24	120	150	1 > 1
4	2♥	1N2	C	24 / 8	110	170	2 > 2
5	2♥	2E1	+1	22 / 8	140	110	1 > 2
6	3NT	1N2	-1	27	-50	430	10 > 2
7	3♣	2W1	-2	21 / 10	-200	110	7 > 1
Bridge scoring app (©)2024 Mathijs R. De Bruijn							
Legend of abbreviations							
BRD	Board			SCR	Contract score		
CNT	Contract			DTM	Datum score		
DCL	Declarer *			I > P	IMP score > Pair **		
RES	Result			P / T	Points / Trumps		
NrD	Nr. bids(down)			AvP	Average card points		
* 1N2: declarer='N' of pair= 1 against pair =2 italic N: North is vulnerable							
** 13 > 4: 13 IMPs for pair 4.							

The Total scores display the IMP points achieved by each team. Next to it **NrD** displays the number of boards each team has played and in brackets the number of them that went down. **AvP** indicates the average honours points achieved by each team per board.

Further explanations of abbreviations are shown at the bottom of the score.

Example of board 1:

BRD BRD 1

CNT 3NTX the contract was 3 'No Trump' and the bid was doubled by the opponents.

RES -1 the contract went one down when played

P / T 23 the bidding pair had a total of 23 honours points

SCR -100 The points achieved using standard scoring

DTM 120 The scores the program assumes that should be achieved in this situation.

I > P 6 > 2 the International Match Points achieved (6 in this case) awarded to a pair 2.

The program calculates the datum score (DTM) depending on the contract, honours points, vulnerability according the standard scoring system. The achieved points (SCR) are compared herewith and the difference is expressed in Imp points and awarded the winning team.

Score							
BRD	CNT	DCL	RES	P / T	SCR	DTM	I > P
1	2NT	2W1	C	21	120	50	2 > 2
↓ Already played ↓							
1	3NT	4E3	C	22	400	90	7 > 4
Bid discrepancy check P / T							
NEXT							

When playing with two or three tables the program checks if the honours points and number of trumps entered are logically correct. If an incorrect entree was made you may see something like the screen to the left. In case board a NT contract was made by E/W pairs, logically they must have the same honours points. But the pairs entered different points (21 and 22). This is

incorrect and the program issues a warning, the program however is not able to indicate which one is correct. Therefore, a **Bid discrepancy check P / T** warning should be followed upon, to find the incorrect entry and correct it.

On top of the Total score page you see [CLICK HERE TO EMAIL SCORES TO PLAYERS](#) , clicking on it will sent an email to the players provided the email is known with a link the see the scores.